

Amparo Confidence Socket

Manual CPO

Completely reshapable, direct-mold, below-knee
prosthetic socket



Quality for life

The image shows a close-up of the Amparo Confidence Socket, a black, textured prosthetic socket with a silver-colored base. The socket is positioned vertically against a light blue background with a white dot pattern. To the left of the socket, there are two overlapping circles: a green one on top and a blue one on the bottom. The text 'Quality for life' is written in white inside the green circle.

Exclusive distributor for

amparo
revolutionizing
prosthetics

Table of Contents

Intended use.....	3
Package contents.....	4
Contraindications.....	5
Technical data.....	6
Risks & warnings.....	8
Maintenance.....	9
Legal notice.....	10

Intended use

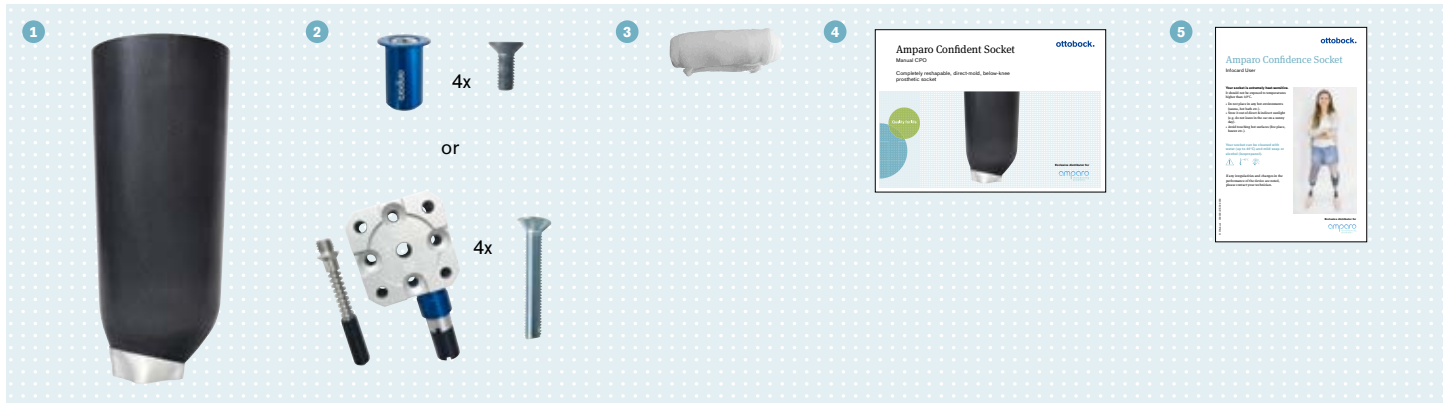
The Amparo Confidence Socket is exclusively designed for use by below-knee (transtibial) amputees. It is intended to be used for patients who would benefit from an efficient fitting process, mobile prosthetic care and/or socket adjustability. The Amparo Confidence Socket can be molded directly to the amputee's residual limb or to a plaster mold. It should be used by a single user only. The device can be reheated and remolded multiple times and should be used in combination with other standardized prosthetic components.

For the socket fitting we highly recommend using the Amparo Tool Set and Amparo approved consumables.

Please familiarize yourself with the Amparo Confidence Socket fitting process. To assist you with this, we have prepared a step-by-step guide and a video tutorial.

For further potential training possibilities please contact us: **trainings@ottobock.com**

Package contents



- 1 Amparo Confidence Socket TT Material Cone
- 2 One-way Valve incl. 4x countersunk bolts (M6x16 12.9) or Pin Lock Unit incl. 4x countersunk bolts (M6x40 12.9)
- 3 Molding Textile
- 4 User Manual for Technicians
- 5 Info for Users

Contraindications

The Amparo Confidence Socket is **ONLY** suitable for patients with transtibial amputations.

It is not suitable for patients with:

- a distal residual limb circumference less than 23 cm (for S) / less than 30 cm (for L)
- a distal residual limb circumference greater than 34 cm (for S), 45 cm (for L)
- a residual limb length greater than 27 cm

Technical data

User:

Transfemoral amputees

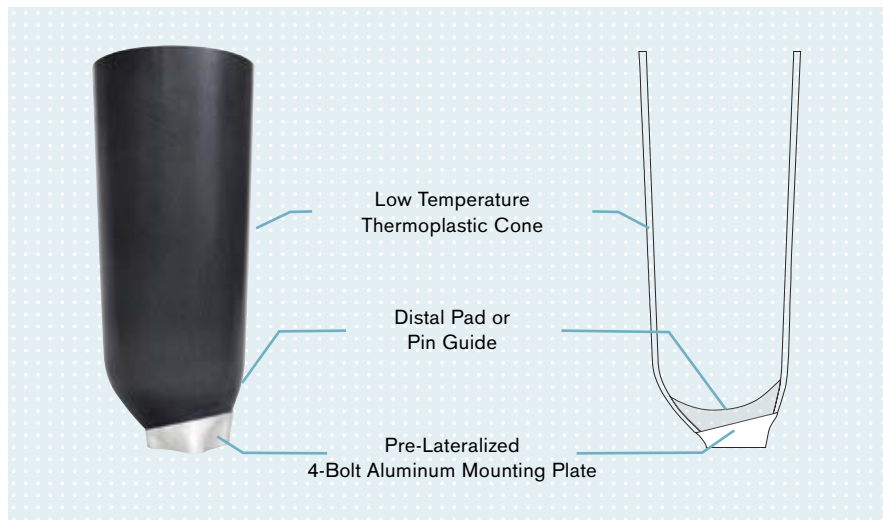
Suspension:

Passive Vacuum System or Pin Lock System depending on chosen product

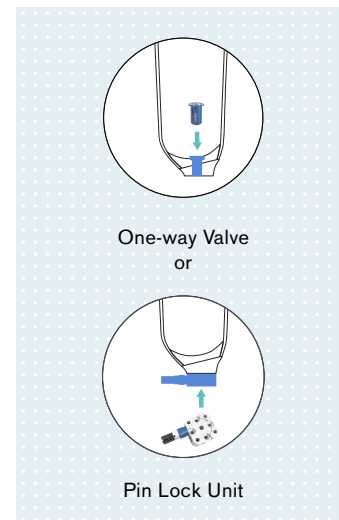
	Passive vacuum		Pin lock	
Size	Small	Large	Small	Large
Reference Number	6T20=V-S	6T20=V-L	6T20=P-S	6T20=P-L
Weight Limit	125 kg	150 kg	125 kg	150 kg
Distal Circumference	23-34 cm	30-45 cm	23-34 cm	30-45 cm
Maximum Residual limb Length	27 cm	27 cm	27 cm	27 cm
Socket Weight*	1.100 g	1.320 g	1.040 g	1.300 g
Suspension Module Weight	20 g	20 g	180 g	180 g
Color	black	black	black	black
Mobility Grade	1-3	1-3	1-3	1-3

* During fitting 200-800 g will be removed depending on residual limb length

Amparo Confidence Socket TT Material Cone



Comes with

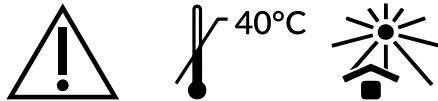


Risks and warnings

Socket fittings and adjustments should only be performed by trained orthopedic technicians.

Each socket should only be used by a single amputee.

The product is heat-sensitive and must not be:



- placed near a heat source (e.g. fireplace, radiator, etc.).
- stored in direct sunlight (e.g. left in the car on a sunny day).
- exposed to temperatures higher than 40°C (sauna, hot bath etc.).

Give info card “Info for Users” to the amputee and make sure they understand all important information.

Maintenance

How often can it be re-used?

The Amparo Confidence Socket can be remolded up to 10 times before replacement.

How is it cleaned?

The Amparo Confidence Socket can be cleaned with water (up to 40°C) and mild soap or alcohol.

