


ottobock.

Ottobock Telescoping Post-Op Knee Brace

Instructions for Use



Quality for life



50K204 Ottobock Telescoping Post-Op Brace (Cool)
50K241 Ottobock Short Telescoping Post-Op Brace (Cool)
50K205 Ottobock Telescoping Post-Op Brace (Premium)

Thank you for using this Ottobock device. The following information will help you fit and care for this device. Please review it before using this device and ask for clarification if needed.

Indications for Use:

Indicated for locked or limited range of motion control following injury or operative procedures of the knee.

Warning

This device does not prevent injury and is not intended to reduce or eliminate the risk of injury.

Warning

Always consult with your physician or healthcare provider before making changes to the brace.

Warning

Carefully read all instructions for use before using or fitting this product.

Warning

Proper rehabilitation and activity modification are also a part of a safe treatment program.

Warning

If you experience pain, swelling, or any unusual reaction, contact your physician or healthcare provider immediately.

CAUTION

This device is offered under order of a physician or other qualified healthcare provider.

CAUTION

This device is intended for single patient use and is not intended to be reused on a second patient.

Application Instructions

1. Align the brace with the leg making sure the center of the hinge is aligned with the knee cap (Fig. 1). Adjust the length using the push button telescoping uprights (Fig. 2).
2. Adjust the range of motion according to the physician's directions. Press the flexion button and slide the button to the prescribed setting (Fig. 3). Press the extension button and slide the button to the prescribed setting (Fig. 4). Ensure both hinges are set to the same prescribed settings. *Note: You may need to disengage the drop lock in order to adjust the hinge range of motion.*
3. Open the brace by disengaging the buckle closures (Fig. 5).
4. With the patient sitting or lying down, slide the brace under the affected leg (Fig. 6).
5. Ensuring the hinges and uprights are aligned with the midline of the leg, remove the strap slack in the back of the brace (Fig. 7).
6. Secure the buckle (Fig. 8), and adjust the strap tension using the hook and loop closure. Do not over tighten (Fig. 9). Trim if needed (Fig. 10).
7. Repeat for the remaining straps.

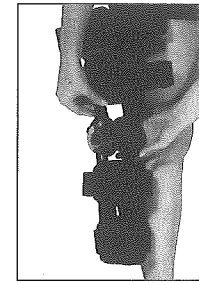


Fig. 1

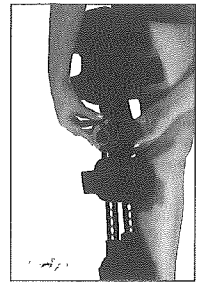


Fig. 2

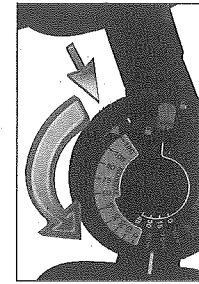


Fig. 3

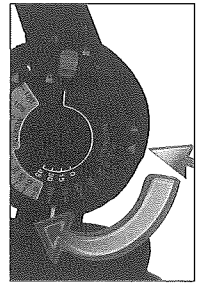


Fig. 4

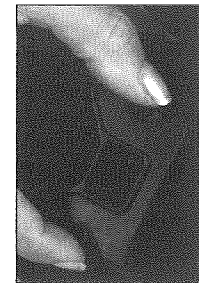


Fig. 5

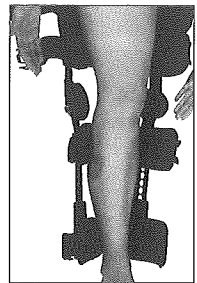


Fig. 6




Fig. 7

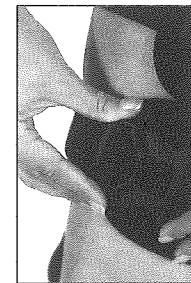


Fig. 8



Fig. 9

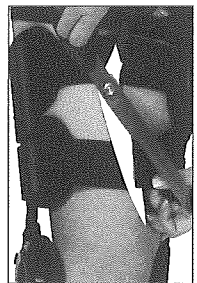


Fig. 10

Cleaning and Care

Remove softgoods, hinges and uprights can be wiped clean with a damp cloth. Softgoods can be hand washed with mild detergent. Triple rinse, squeeze and air dry. Avoid twisting the material to remove water.

Liability/Warranty

This device is warranted for a period of 90 days. The manufacturer's warranty applies only if the device has been used under the conditions and for the purposes described. The manufacturer recommends that the device be used and maintained according to the instructions for use. Details of the warranty are also available at www.ottobockus.com.

Manufacturer's Limited Warranty

Otto Bock HealthCare, LP (Ottobock) warrants all of its devices, to the original purchaser, to be free from defects in materials and workmanship. This warranty applies, subject to normal wear and tear, when the devices are used as intended, without unapproved modifications, following all Ottobock instructions and requirements; and when they are fitted by or under the direct supervision of certified/licensed practitioners. This Limited Warranty does not cover device damage caused by accidents, neglect, misuse or operation beyond capacity, parts damaged by improper installation, substitution of parts not approved by Ottobock, or any alteration or repair by others that, in Ottobock's judgment, materially or adversely affect the device.

The duration of this Limited Warranty varies by product types and is effective from the date of delivery to the end-user. Please refer to www.ottobockus.com or call 800 328 4058 for questions. Ottobock's sole obligation under this Limited Warranty shall be to repair, replace, refabricate the device at no charge, or refund the cost of the device to the original purchaser, at Ottobock's sole discretion.

THE EXPRESS WARRANTIES SET FORTH ABOVE ARE IN LIEU OF ALL OTHER WARRANTIES, EXPRESS OR IMPLIED, INCLUDING WITHOUT LIMITATION, ANY WARRANTIES OF MERCHANTABILITY OR FITNESS FOR A PARTICULAR PURPOSE, AND ALL SUCH OTHER WARRANTIES ARE HEREBY DISCLAIMED AND EXCLUDED BY OTTOBOCK. IN NO EVENT SHALL OTTOBOCK'S LIABILITY OF ANY KIND INCLUDE ANY SPECIAL, INCIDENTAL OR CONSEQUENTIAL DAMAGES, EVEN IF OTTOBOCK SHALL HAVE BEEN ADVISED OF THE POSSIBILITY OF SUCH POTENTIAL LOSS OR DAMAGE.

Some states do not allow the exclusion of incidental or consequential damages, thereby rendering the aforementioned limitation in applicable to certain original purchasers.

Manufactured For:
Otto Bock HealthCare LP
11501 Alterra Parkway 600
Austin, TX 78758

Made in Taiwan



Ovation Medical
5155 Clareton Dr.,
Agoura Hills, CA 91301



MDSS GmbH
Schiffgraben 41
30175 Hannover
Germany

