ottobock.

Treating Osteoarthritis of the knee begins with the foot

Agilium™ Freestep OA Solution

Quality for life

Information for clinicians

After using the Agilium Freestep OA Solution, Peter is able to return to his long days as a construction worker without pain.

Less pain. More life.

The Agilium Freestep helps improve patient compliance

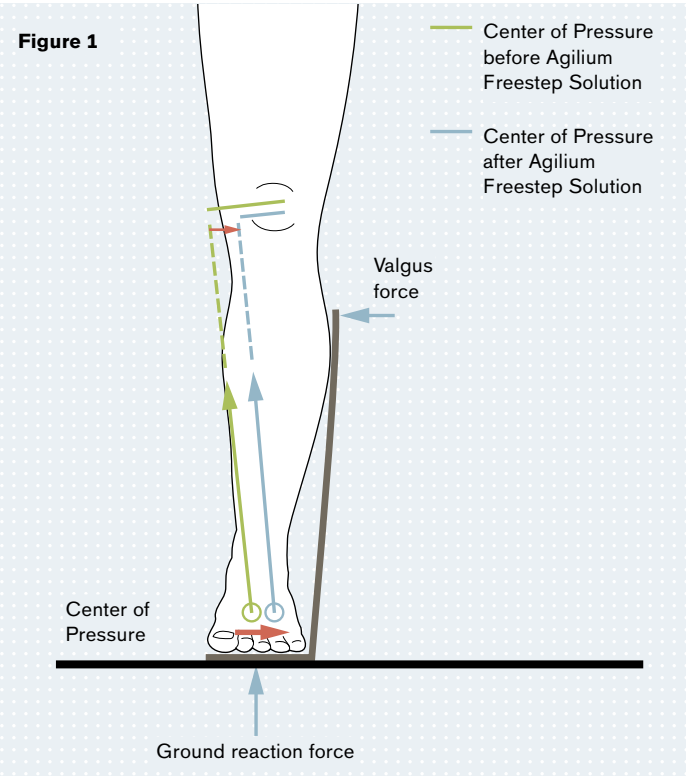

Although osteoarthritis bracing isn't new, approaching treatment from the foot is. Relief is in sight, with the Agilium Freestep solution providing pain reduction and an increase in compliance.

The Agilium Freestep OA Solution controls the subtalar joint in combination with a lever arm to counter the varus moment acting on the knee.

These forces are activated dynamically during the gait cycle. At heel strike, the ground reaction force engages the footplate and lever arm with a valgus force to reduce the varus moment and off-load the knee joint (figure 1). This dynamic action potentially allows patients to wear the device for longer durations and with greater comfort.

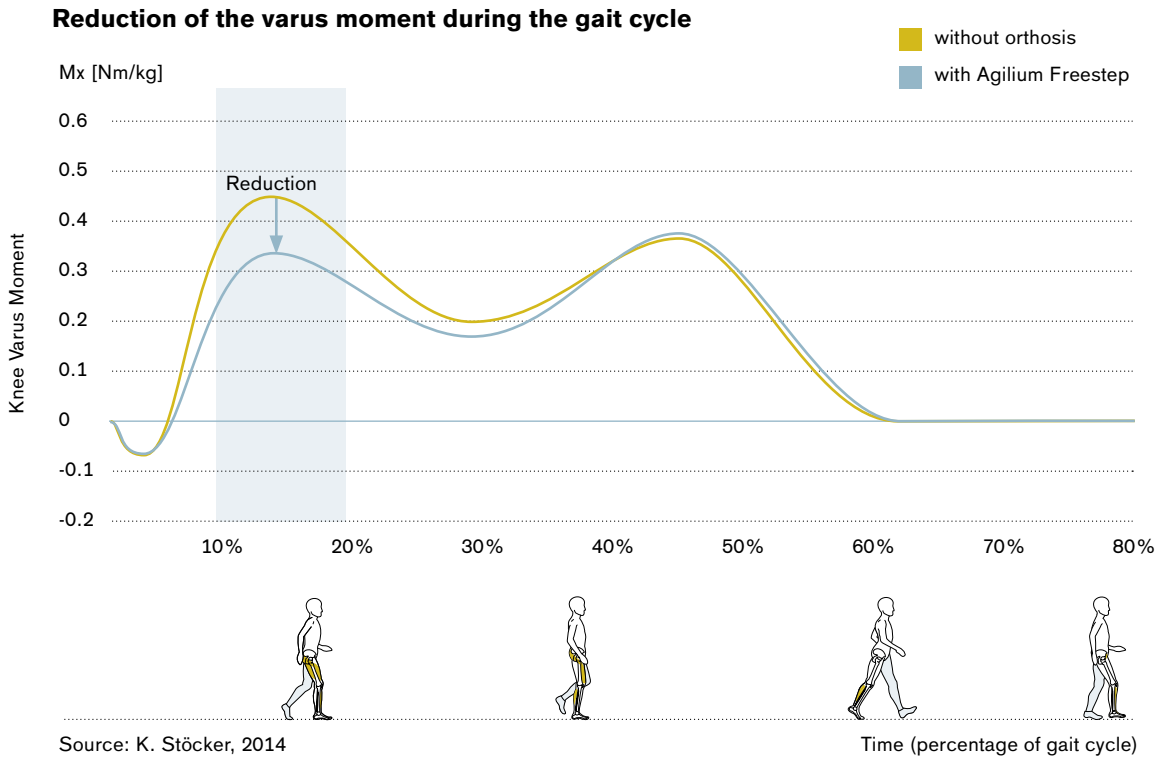

The Agilium Freestep OA Solution helps eliminate traditional patient compliance issues by uniquely treating knee osteoarthritis at the foot.

"Until now I've treated knee OA with knee braces. These are relatively long and bulky. Some of the patients have even worn them over their trousers, which they shouldn't actually be doing. Compliance was not good. It's different with an ankle-foot orthosis. I have satisfied patients who have less pain while walking. I've been waiting for a solution like this for a long time."

Dr. Hartmut Stinus
Specialist in orthopaedic and trauma surgery

Overview of product features

Ankle-Foot-Orthosis (AFO) offers dynamic off- loading of the knee joint to promote increased mobility and delay surgical intervention.

Features

- Eliminates migration issues
- Measureable load shifting to help relieve pain*
- Reduces forces at the knee by focusing at the foot
- Can easily be concealed under clothing
- Lightweight minimalist design
- Simple application in the shoe
- No weight limitations

*Quantitative measurement using Ottobock L.A.S.A.R. Posture Machine.

Indications

- Indicated for medial or lateral unicompartmental osteoarthritis.



Technical information

Part no. 50K4	Measure using shoe size					
	Shoe size		**Part number**			
Size	**Men's**	**Women's**	**Medial**		**Lateral**	
			Left	**Right**	**Left**	**Right**
S	Up to 6.5	5 – 8	50K4=L36-39	50K4=R36-39	50K4=L36-39-LG	50K4=R36-39-LG
M	6.5 – 9	8 – 10.5	50K4=L39-42	50K4=R39-42	50K4=L39-42-LG	50K4=R39-42-LG
L	9 – 11.5	10.5 – 13	50K4=L42-45	50K4=R42-45	50K4=L42-45-LG	50K4=R42-45-LG
XL	11.5 – 14	13+	50K4=L45-48	50K4=R45-48	50K4=L45-48-LG	50K4=R45-48-LG

Ottobock US · P 800 328 4058 · F 800 655 4963 · www.ottobockus.com
Ottobock Canada · P 800 665 3327 · F 800 463 3659 · www.ottobock.ca

©2016 Otto Bock HealthCare LP 13583 1/16