


**ottobock.**

# SiOCX TF sockets

For transfemoral amputations



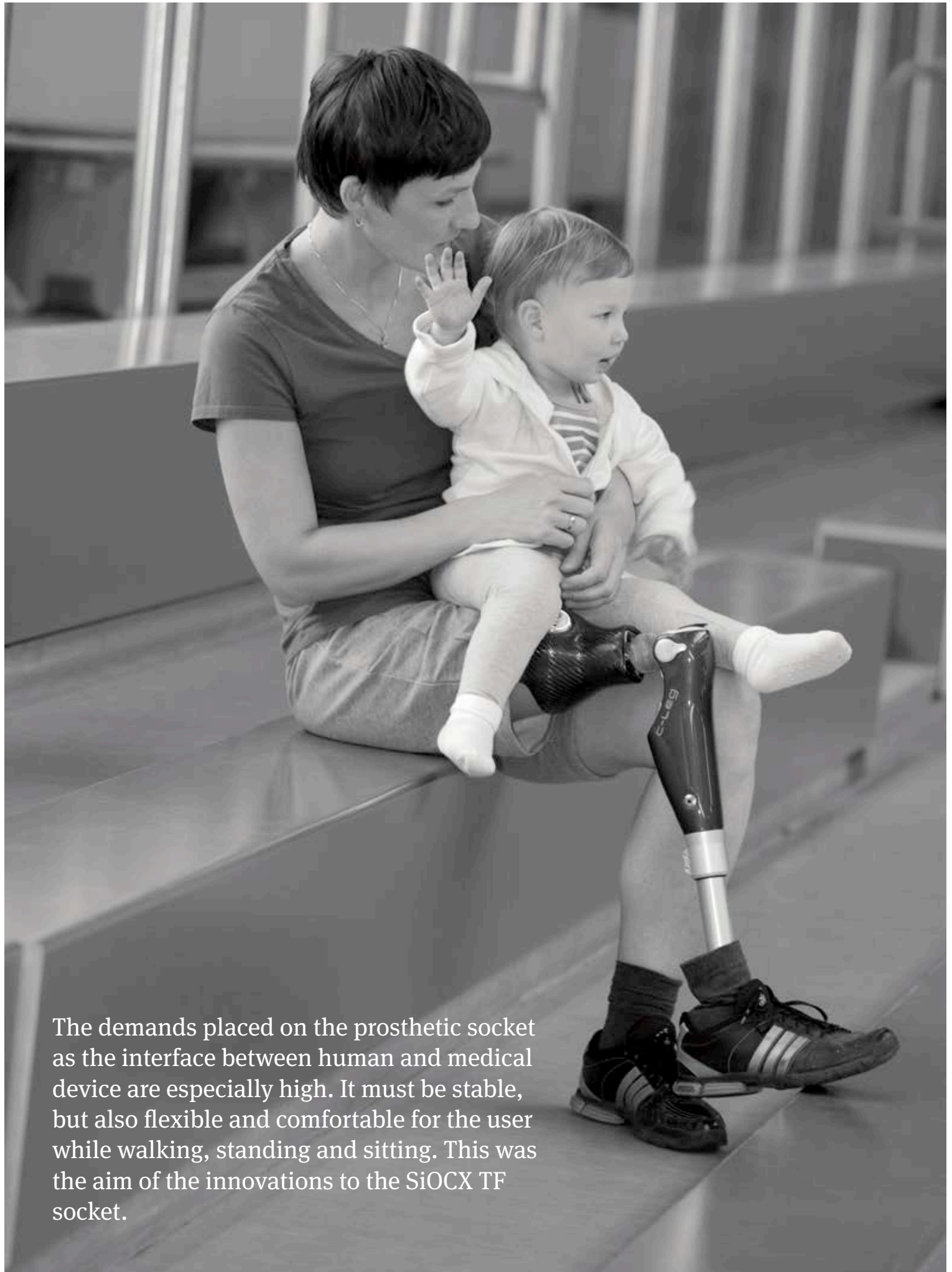
Quality for life





## What makes the SiOCX TF prosthetic socket so special?

With an innovative combination of HTV silicone and prepreg the SiOCX TF features superior functionality, hygiene and comfort. The new SiOCX TF Pro frame socket embodies and adds to these advantages. With the new optional frame structure and a new carbon socket attachment block the SiOCX TF socket system now exhibits even more flexibility and stability.



The demands placed on the prosthetic socket as the interface between human and medical device are especially high. It must be stable, but also flexible and comfortable for the user while walking, standing and sitting. This was the aim of the innovations to the SiOCX TF socket.





## What's new?



### **SiOCX TF / SiOCX TF Pro**

- HTV medical-grade silicone inner socket
- Carbon prepreg and Dyneema prepreg outer socket

### **Like a second skin – the new SiOCX TF Pro frame socket**

Alternatively to the established closed carbon outer socket, Ottobock has developed a frame socket that is also made of carbon prepreg. The SiOCX TF Pro has stable lateral and medial arms with ischial tuberosity support. For static and dynamic stabilisation the two arms are dorsally and ventrally connected with a Dyneema band. Thus the SiOCX TF Pro maintains a stable volume and provides a secure hold despite its high flexibility.

Given its optimal design the SiOCX TF Pro provides not only greater flexibility, but also a better sense of the surroundings for the user. The user can, for example, sense seat surfaces and his or her sitting position much more clearly. Thus the user feels more secure when sitting, especially on narrow surfaces. However, other environmental influences such as contact or even objects in trouser pockets can be sensed thanks to the frame socket – as if it were a second skin.

### **A heavy-duty lightweight – the new carbon socket attachment block**

Another innovation in the SiOCX TF socket is the socket attachment block. Unlike before, when it was made from aluminium, the new attachment block is made from carbon, the same material as the outer socket. The advantage: the attachment block and the outer socket now have the same expansion properties in the fabrication process. This makes for an especially stable and durable form and material fit. The new attachment block is available for both the closed variant of the SiOCX TF socket and the new SiOCX TF Pro.

### **Easy donning – thanks to the new non-stick coating**

A special non-stick coating in the proximal area of the inner socket provides additional comfort. This way, it is even easier to put the prosthetic socket on. The coating also provides a pleasant feeling for the skin, especially during movement and sitting. The inner socket also provides excellent distal adhesion of the HTV silicone and hence provides a secure hold.

# In the SiOCX TF sockets Ottobock combines new innovations with established methods.

## Functionality

The use of HTV silicone in the inner socket ensures excellent adhesion of the socket to the residual limb. The inner socket itself is securely screwed to the stable carbon prepreg outer socket. Through this the control of the prosthesis is improved and the user feels more secure. The high resilience and reliability of the SiOCX TF are also reinforced through the new carbon socket attachment block.

A donning aid and the new non-stick coating make putting on of the prosthetic socket effortless.

## Hygiene

The comfortable HTV silicone inner socket is particularly skin-friendly. Medical-grade silicone of the highest documented purity is used. The material is breathable and hypoallergenic and can be sterilised through immersion in boiling water. The socket can easily be cleaned regularly using soap and water.

## Comfort

The ability to combine HTV silicone and prepreg in one socket significantly improves the level of comfort. Use of silicone with varying degrees of hardness as well as integrated gel cushions provides protection, even in sensitive areas of the residual limb. The soft socket brim also increases the range of motion of the residual limb and makes it easier to master everyday challenges. With the stable, lightweight carbon prepreg frame socket and the flexible dorsal section in the closed outer socket variant the residual limb can better adapt its shape to a sitting position. This even makes sitting on hard surfaces and over extended periods of time more comfortable.

The SiOCX TF socket is suitable for users at all activity levels who value functionality, comfort and hygiene. Thanks to improved residual limb adhesion and the soft silicone material, fittings for residual limbs that are short or sensitive to pressure do not pose a problem.




## Medical / technical functions

- High surface adhesion for very good fixation to the residual limb
- Greater stability through the use of carbon in the socket attachment block and the outer socket
- Easy-to-clean socket system with sterilisable inner socket
- Dermatologically tested material
- Flexible socket brims that adapt to movements
- Gel cushions for sensitive areas of the residual limb
- Enhanced sitting comfort thanks to flexible outer socket sections

## Advantages for the user

- Improved prosthesis hold due to increased surface adhesion
- Easy socket cleaning with soap and water
- Non-stick coating for easier donning of the socket
- Protection of sensitive residual limb areas with gel cushions
- Comfortable sitting due to frame socket and flexible dorsal sections
- Comfort and increased mobility as the result of flexible socket brims
- Improved sense of surroundings through window in frame socket



# Ordering procedures

## Information about the two-stage ordering process for SiOCX TF with diagnostic socket

### For ordering please send the following to Service Fabrication:

- the completed order form
- a plaster positive of a well-fitting check or definitive socket or
- the well-fitting check or definitive socket itself.

The socket should be worn until the residual limb volume fluctuations are minimised. In the time between ordering and delivery of the definitive SiOCX TF socket the patient should wear a correspondingly fitting socket to minimise changes in residual limb shape and volume.

### Please label the socket or plaster positive with the following information:

- position, size and strength of the soft padding in the perineal region and, if necessary, additional soft padding
- positions of connections between inner socket and outer socket (recommendation: two medial, three lateral and one frontal)
- valve position.

### After 10 business days you will receive the following:

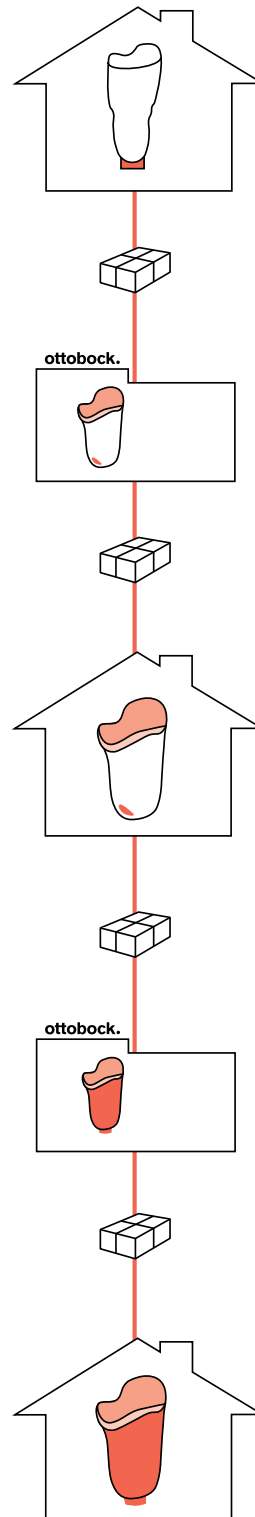
- the definitive silicone inner socket connected to a thermoplastic outer socket without positioned adapter.
- This outer socket serves as a diagnostic socket on which changes in shape, socket trim line and adapter position can be made.

### For fitting step 2 please send the following to Service Fabrication:

- the completed order form
- the definitive silicone inner socket delivered in fitting step 1
- the thermoplastic diagnostic socket modified by you with:
  - cut-to-size and, if necessary, flared socket brim,
  - marked flexible seat region cut-out (seat belt) and
  - definitively positioned adapter.

### After 7 business days you will receive the following:

- the definitive SiOCX TF socket comprising a silicone inner socket and a carbon prepreg outer socket.



### Important note

With subsequent SiOCX TF fittings the diagnostic socket is not absolutely necessary (see one-stage ordering process).



# Information about the one-stage ordering process for SiOCX TF without diagnostic socket

## For ordering please send the following to Service Fabrication:

- the completed order form
- a well-fitting check or definitive socket with correct adapter position.

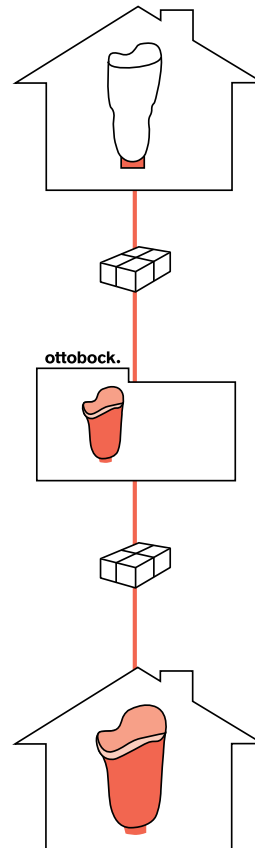
Please note that the socket should be worn until the residual limb volume fluctuations are minimised. In the time between ordering and delivery of the definitive SiOCX TF socket the patient should wear a correspondingly fitting socket to minimise changes in residual limb shape and volume.

## Please label the socket with the following information:

- position, size and strength of the soft padding in the perineal region and, if necessary, additional soft padding
- positions of connections between inner socket and outer socket (recommendation: two medial, three lateral and one frontal)
- the valve position
- the desired outer socket trim line.

## After 15 business days you will receive the following:

- the definitive SiOCX TF socket comprising a silicone inner socket and a carbon prepreg outer socket.



# Information about the ordering process for SiOCX TF Pro

## For ordering please send the following to Service Fabrication:

- the completed order form
- a well-fitting check or definitive socket with correct adapter position.

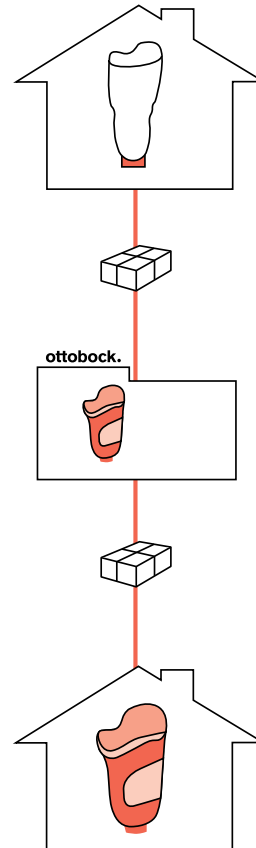
Please note that the socket should be worn until the residual limb volume fluctuations are minimised. In the time between ordering and delivery of the definitive SiOCX TF socket the patient should wear a correspondingly fitting socket to minimise changes in residual limb shape and volume.

## Please label the socket with the following information:

- position, size and strength of the soft padding in the perineal region and, if necessary, additional soft padding
- positions of connections between inner socket and outer socket (recommendation: three medial and four lateral)
- the valve position
- the medial and lateral frame arms
- the desired outer socket trim line.

## After 15 business days you will receive the following:

- the definitive SiOCX TF Pro socket comprising a silicone inner socket and
- a carbon prepreg frame socket.





Otto Bock HealthCare GmbH  
Max-Näder-Straße 15, 37115 Duderstadt/Germany  
T +49 5527 848-3030 · F +49 5527 848-1585  
servicefertigung@ottobock.de · www.ottobock.com